

The Backbone for your Route Development



INNOVATION 2030
CONCOURS INTERNATIONAL



16
Customers
worldwide



8
passionated
experts



R&D
prestigious
academic
partners



€500k
funded

top 110
French
Innovative
companies

**French
Rivera**
based



In April 2014, we launched PlanetOptim

for airlines and airports



Based on worldwide airline traffic and revenue data.

Airports and Airlines can identify new markets with the first integrated predictive data analytics solution

Data science brings low cost and direct bookings estimate into the picture

Market Analysis

Get any market info from 2002!

PlanetOptim x First user

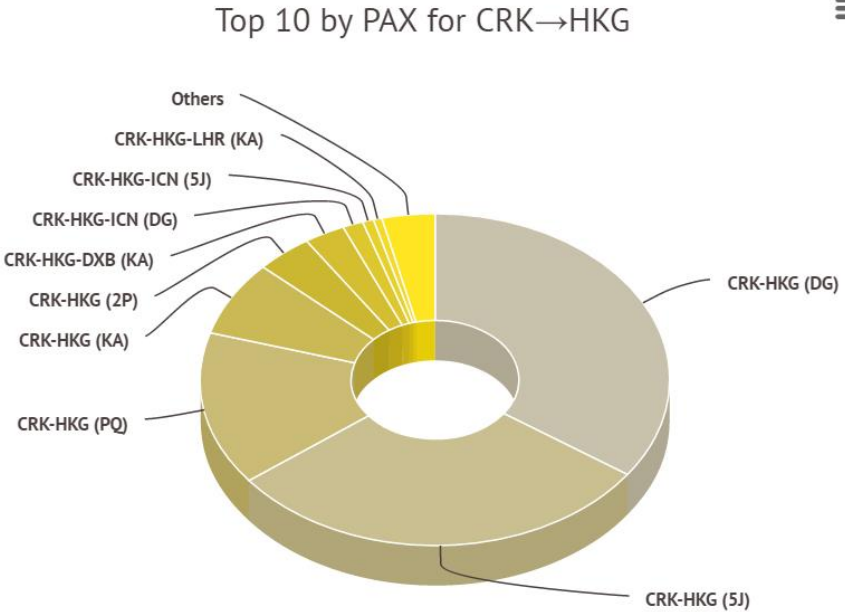
po-test.milanamos.com/#/market-analysis

Applications Air DataIntel Accord eSGBCy Yahoo! Qwant Verelec PlanetOptim Le Figaro Coyote Société Générale AmEx Free Zimbra

RESULTS FROM CRK TO HKG (2012-01 TO 2015-12)

Data: Segments Group by: Dep/Arr Both ways
 Total Pax: 1,237,576 – Total revenue (EUR): 164,346,756 – Revenue/Pax: 133
 Group operating airlines by Parent Alliance

Dep	Arr	Op	Via	Pax	Capa	Rev (EUR)	Rev/Pax	%Pax	%Rev
→ CRK	HKG	DG	CRK-HKG	218,635		29,738,161	136	34.69	35.65
→ CRK	HKG	SJ	CRK-HKG	188,512		24,016,364	127	29.91	28.79
→ CRK	HKG	PQ	CRK-HKG	94,265		13,895,306	147	14.96	16.66
→ CRK	HKG	KA	CRK-HKG	46,118		6,985,855	151	7.32	8.37
→ CRK	HKG	2P	CRK-HKG	24,463		4,890,084	200	3.88	5.86
→ CRK	HKG	KA	CRK-HKG-DXB	17,757		693,579	39	2.82	0.83
→ CRK	HKG	DG	CRK-HKG-ICN	8,917		805,729	90	1.41	0.97
→ CRK	HKG	SJ	CRK-HKG-ICN	4,815		393,706	82	0.76	0.47
→ CRK	HKG	KA	CRK-HKG-LHR	3,734		156,892	42	0.59	0.19
→ CRK	HKG	KA	CRK-HKG-YYZ	2,274		165,158	73	0.36	0.20
→ CRK	HKG	PQ	CRK-HKG-ICN	1,607		164,378	102	0.25	0.20
→ CRK	HKG	KA	CRK-HKG-RUH	1,381		74,509	54	0.22	0.09
→ CRK	HKG	KA	CRK-HKG-DOH	913		41,910	46	0.14	0.05
→ CRK	HKG	KA	CRK-HKG-KWI	809		35,381	44	0.13	0.04
→ CRK	HKG	PQ	ICN-CRK-HKG	787		68,245	87	0.12	0.08
→ CRK	HKG	KA	CRK-HKG-LAX	736		31,630	43	0.12	0.04
→ CRK	HKG	2P	CRK-HKG-ICN	643		84,230	131	0.10	0.10
→ CRK	HKG	KA	CRK-HKG-ICN	641		95,840	150	0.10	0.11
→ CRK	HKG	KA	CRK-HKG-DEL	639		85,594	134	0.10	0.10



Get any market info from 2002!

PlanetOptim x First user

po-test.milanamos.com/#/market-analysis

Applications Air DataIntel Accord eSGBCy Yahoo! Qwant Verelec PlanetOptim Le Figaro Coyote Société Générale AmEx Free Zimbra Autres favoris

Via: Add a code
Airlines: Add a code
Date from: 01/12 to: 12/15
Both ways:
Data: O&D S
Group by: Dep/Arr

RESULTS FROM CRK TO
Data: Segments Group
Total Pax: 1,237,576 – Tot
Group operating airlines by

Op Dep Arr Via
⇒ DG
⇒ SJ 384,430 460,176 48,700,356 127 31.06 29.63 YM
⇒ PQ 193,234 251,280 28,238,010 146 15.61 17.18 YM
⇒ KA 158,676 238,210 16,744,488 106 12.82 10.19 YM
⇒ 2P 50,116 64,428 9,835,941 196 4.05 5.98 YM

* 12 rows with marginal and not statistically significant value are not displayed.

⇒ op:DG

TABLE CHART

Year	Month	Pax	Capa	Rev (EUR)	Rev/Pax	Load factor	SAI
2012		122,258	164,520	21,014,277	172	74%	
2013		143,563	181,872	19,360,350	135	79%	
2014		118,470	182,088	14,095,903	119	65%	
2015	1	8,926	11,160	940,546	105	80%	13%
2015	2	8,062	10,080	1,122,817	139	80%	12%
2015	3	8,890	11,160	557,644	63	80%	13%
2015	4	8,641	10,800	745,191	86	80%	13%
2015	5	8,930	11,160	1,236,997	139	80%	13%
2015	6	8,642	10,800	643,587	74	80%	13%
2015	7	8,932	11,160	608,429	68	80%	13%
2015	8	5,763	7,200	494,993	86	80%	9%
2015	10	1		76	76	%	0%
2015		66,787	83,520	6,350,279	95	80%	
Total		451,078	612,000	60,820,809	135	74%	

CLOSE

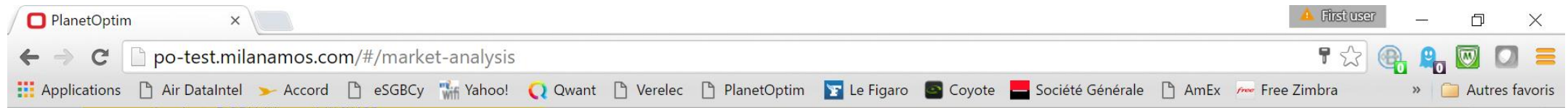
2P (⇒)
KA (⇒)
DG (⇒)

Windows taskbar: 17:46

Compare Seasonality



Get detailed O&D Information



RESULTS FROM CRK TO HKG (2012-01 TO 2015-12)



Data: O&D Group by: Dep/Arr Both ways



Total Pax: 1,139,987 – Total revenue (EUR): 158,479,376 – Revenue/Pax: 139



Group operating airlines by Parent Alliance

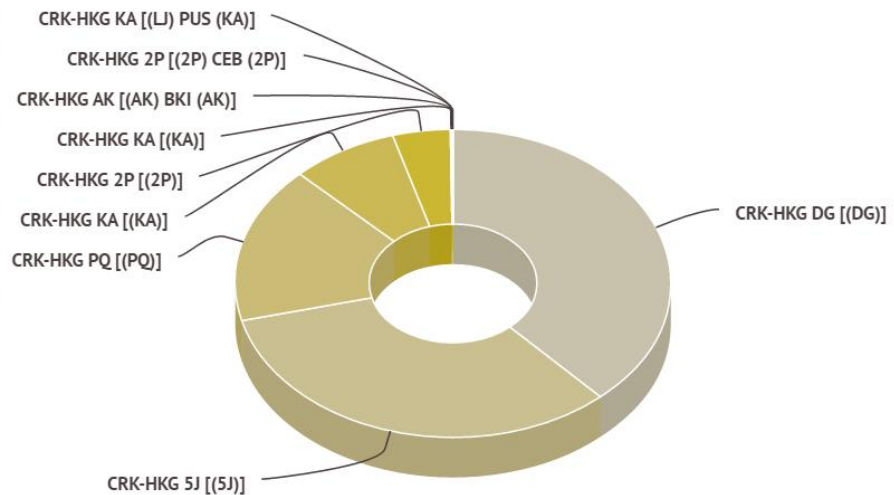


Group marketing airlines by Parent Alliance



Dep	Arr	Op	Mk	Via	Pax	Rev (EUR)	Rev/Pax	%Pax	%Rev
→ CRK	HKG	DG	DG	(DG)	218,633	29,873,756	137	38.17	37.42
→ CRK	HKG	5J	5J	(5J)	188,511	24,210,527	128	32.91	30.32
→ CRK	HKG	PQ	PQ	(PQ)	94,267	13,895,441	147	16.46	17.40
→ CRK	HKG	KA	KA	(KA)	45,561	6,746,031	148	7.95	8.45
→ CRK	HKG	2P	2P	(2P)	24,462	4,889,961	200	4.27	6.12
→ CRK	HKG	KA	CX	(KA)	573	71,148	124	0.10	0.09
→ CRK	HKG	AK	AK	(AK) BKI (AK)	253	50,048	198	0.04	0.06
→ CRK	HKG	2P	2P	(2P) CEB (2P)	176	19,284	110	0.03	0.02
→ CRK	HKG	KA	KA	(LJ) PUS (KA)	144	38,465	267	0.03	0.05
→ CRK	HKG				572,793	79,841,728	139	50.25	50.38
← HKG	CRK				567,194	78,637,648	139	49.75	49.62

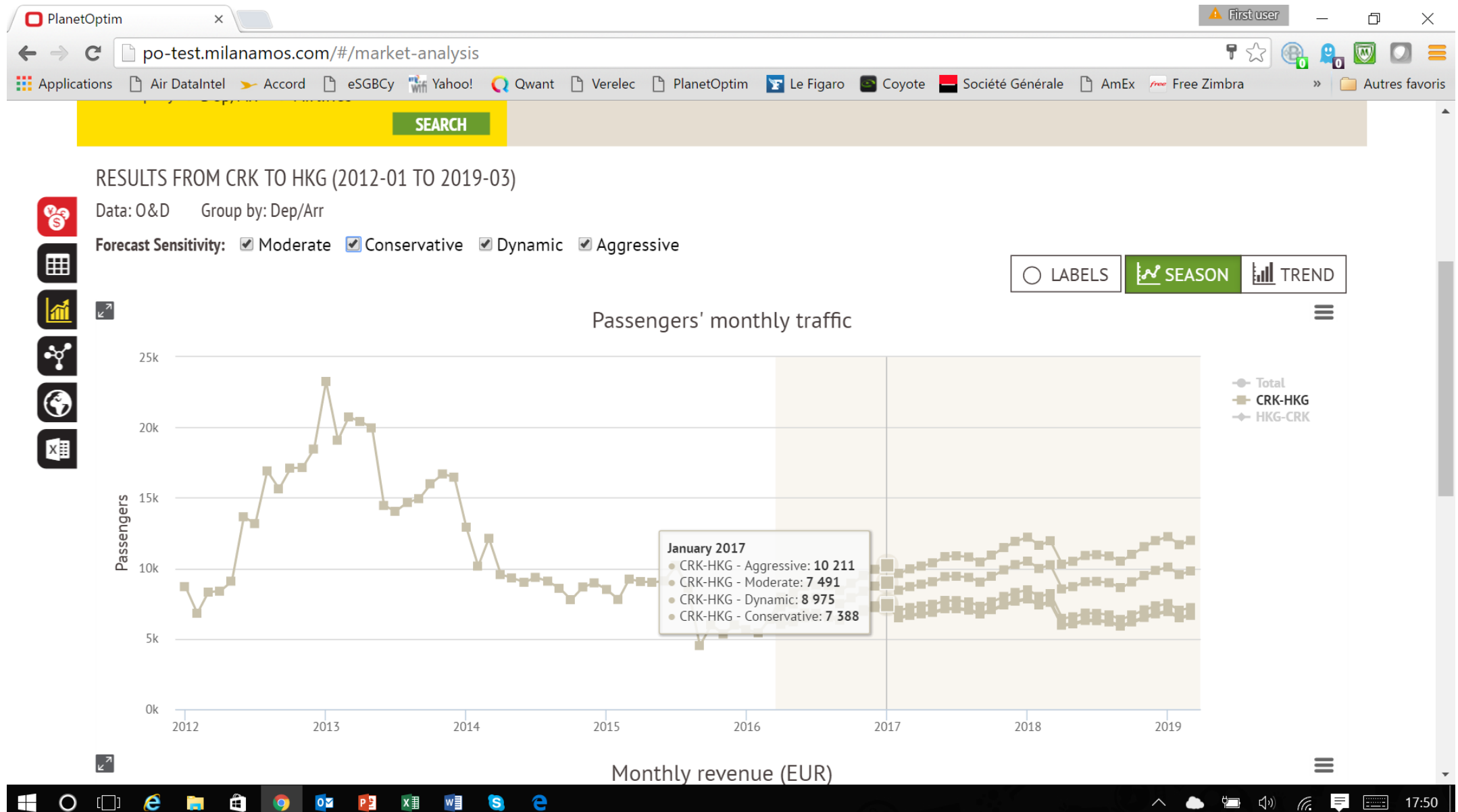
Top 10 by PAX for CRK→HKG



Forecast Future Demand



...with Sensitivity Analysis



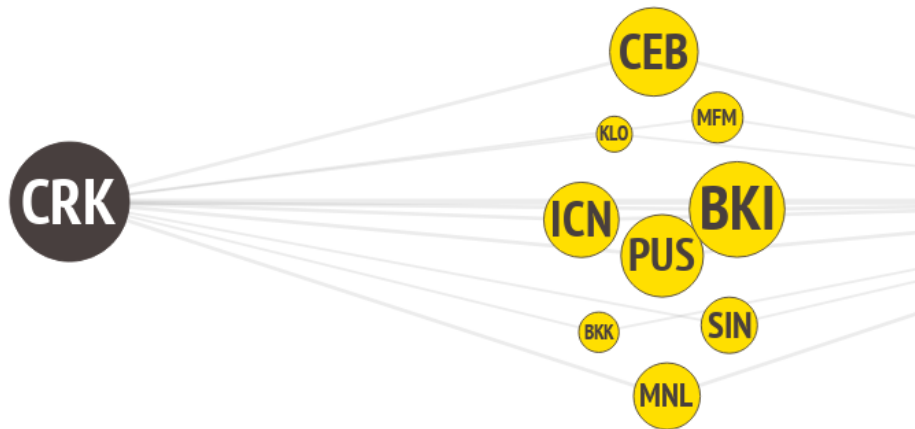
... and long term view for Traffic and Revenue



Via Point info and Pre- Post Flows!

CRK to HKG (2012-01 to 2016-03)

Data: OD Both ways



CRK to HKG (2012-01 to 2016-03)

Data: Segment Both ways

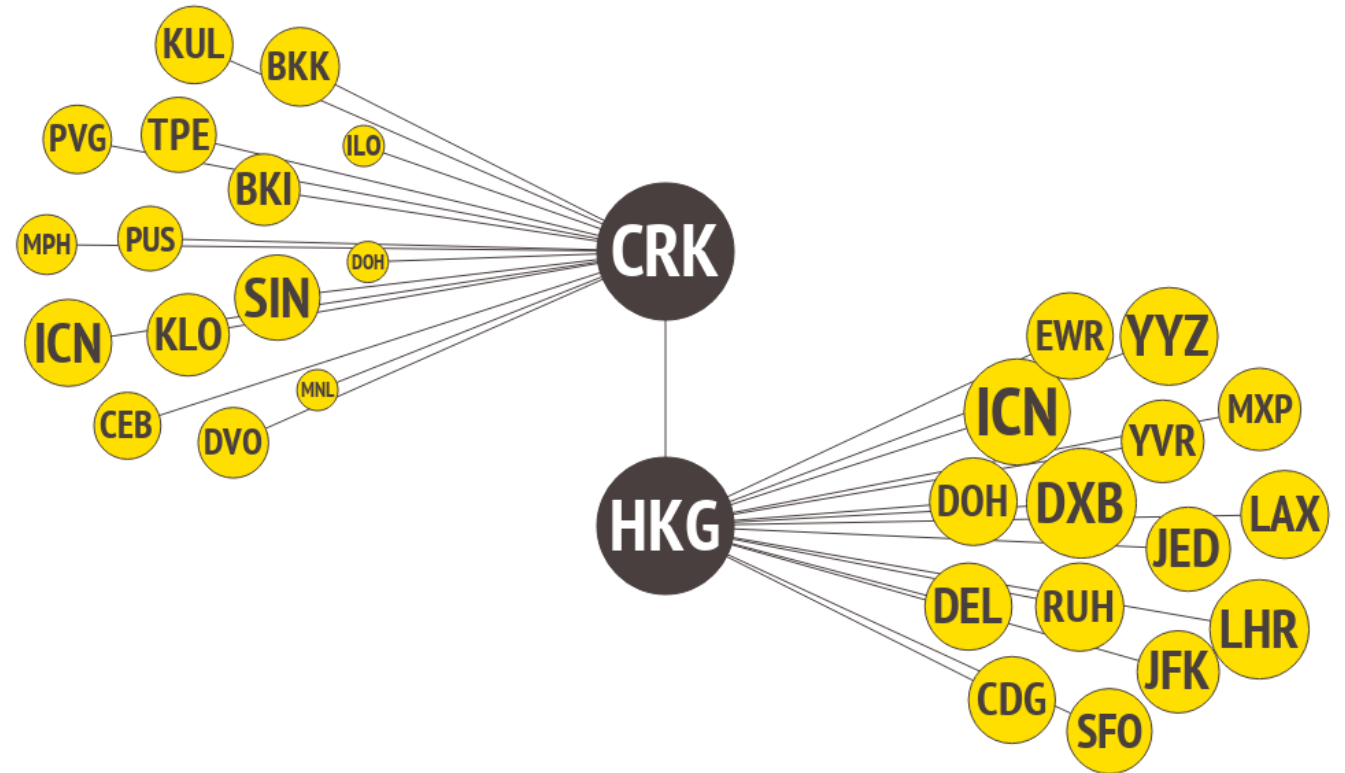


Table / Chart / Map views

The screenshot shows a web browser window with the URL `po-test.milanamos.com/#/market-analysis`. The browser's address bar and tabs are visible. The main content area displays a map of East Asia and Southeast Asia. A green circle highlights Hong Kong, and a red circle highlights Manila. To the right of the map, a sidebar displays data for March 2016, including departure and arrival statistics for both locations. A vertical toolbar on the left side of the map contains icons for various views: a red icon with a white 'S', a grid icon, a bar chart icon, a network icon, a globe icon, and a calendar icon. The Windows taskbar is visible at the bottom of the screen.

PlanetOptim x First user

po-test.milanamos.com/#/market-analysis

Applications Air DataIntel Accord eSGBCy Yahoo! Qwant Verelec PlanetOptim Le Figaro Coyote Société Générale AmEx Free Zimbra Autres favoris

Map view: +, -

Map labels: NANNING, GUANGZHOU, HONG KONG, KAOHSIUNG, HAIKOU, LUZON STRAIT, TUGUEGARAO CITY, BAGUIO, MANILA, CALAMBA, SOUTH CHINA SEA, DA NANG, HUI NHON, LEGASPI

Mar 2016

HKG
Hong Kong International Airport, Hong Kong,

Departure

- > capacity: 8,376
- > passengers (od): 5,976
- > revenue (od): 263,058 (EUR)
- > passengers (seg): 6,261
- > revenue (seg): 446,690 (EUR)

Arrival

- > capacity: 8,376
- > passengers (od): 6,396
- > revenue (od): 294,066 (EUR)
- > passengers (seg): 7,013
- > revenue (seg): 510,092 (EUR)

Click to enable zoom

Windows taskbar: 17:54

Market Simulator

Analyze a New Market: select like markets

PlanetOptim x First user
po-test.milanamos.com/#/simulator
Applications Air DataIntel Accord eSGBCy Yahoo! Qwant Verelec PlanetOptim Le Figaro Coyote Société Générale AmEx Free Zimbra

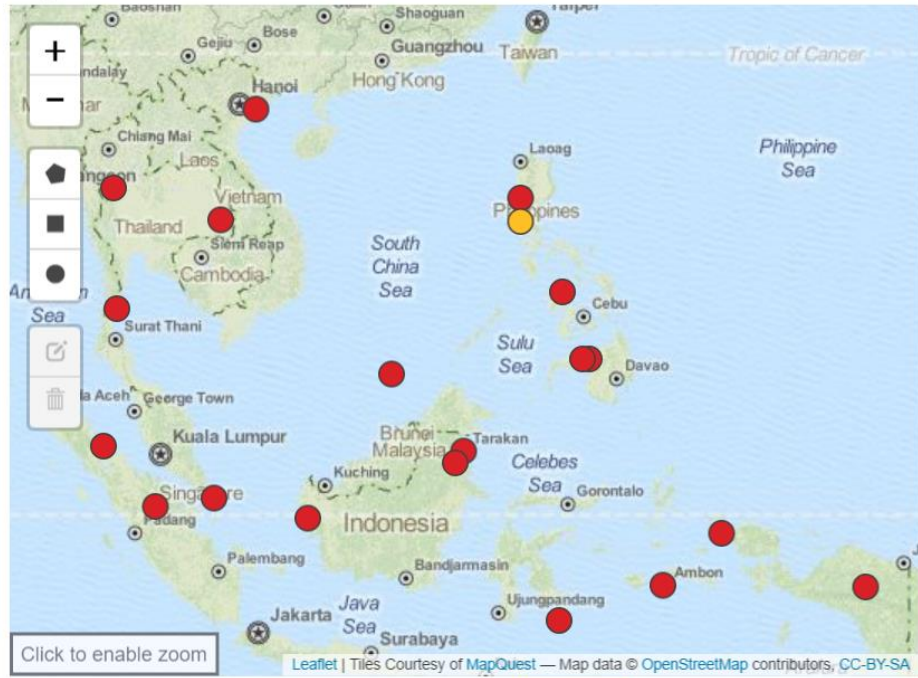
- 1 Clusters selection
- 2 Routes selection
- 3 Results

CLUSTERS SELECTION

NEXT STEP

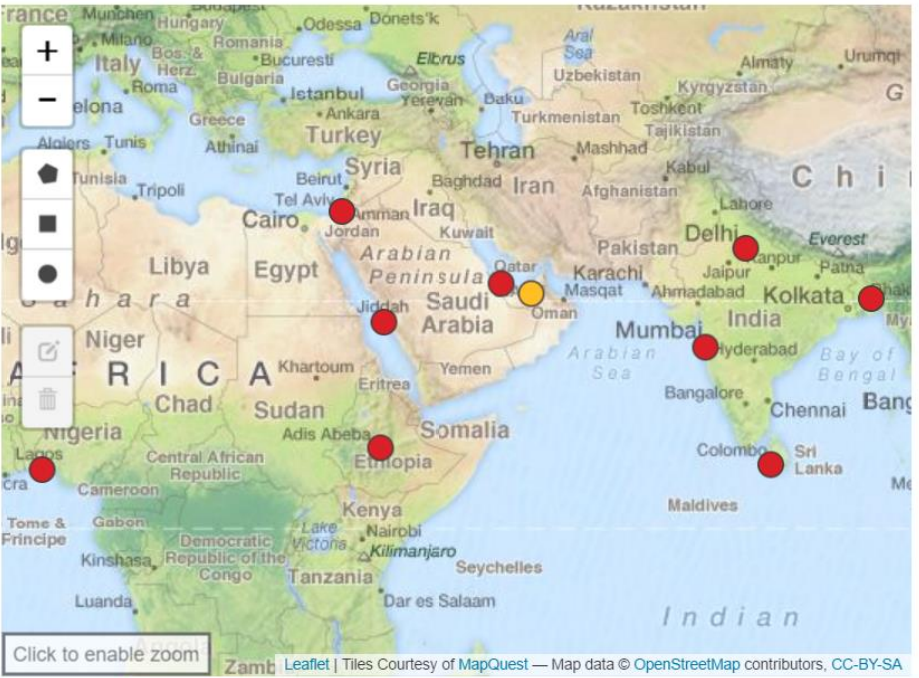


Origin Cluster



- AMQ
- BAG
- BUW
- CJM
- CRK
- HPH
- IGN
- LAC
- LLN
- MES
- MOE
- NAF
- OZC
- PKU

Destination Cluster



- ADD
- AUH
- BOM
- CMB
- DAC
- DEL
- DOH
- JED
- LOS
- TLV

Select your Schedule

The screenshot shows a web browser window with the URL `po-test.milanamos.com/#/simulator`. The browser's address bar and tabs are visible at the top. The main content area is titled "MARKET" and contains a form with "From: CRK" and "To: AUH" fields, and a "START" button. Below this is a progress indicator with three steps: "1 Clusters selection", "2 Routes selection" (highlighted), and "3 Results".

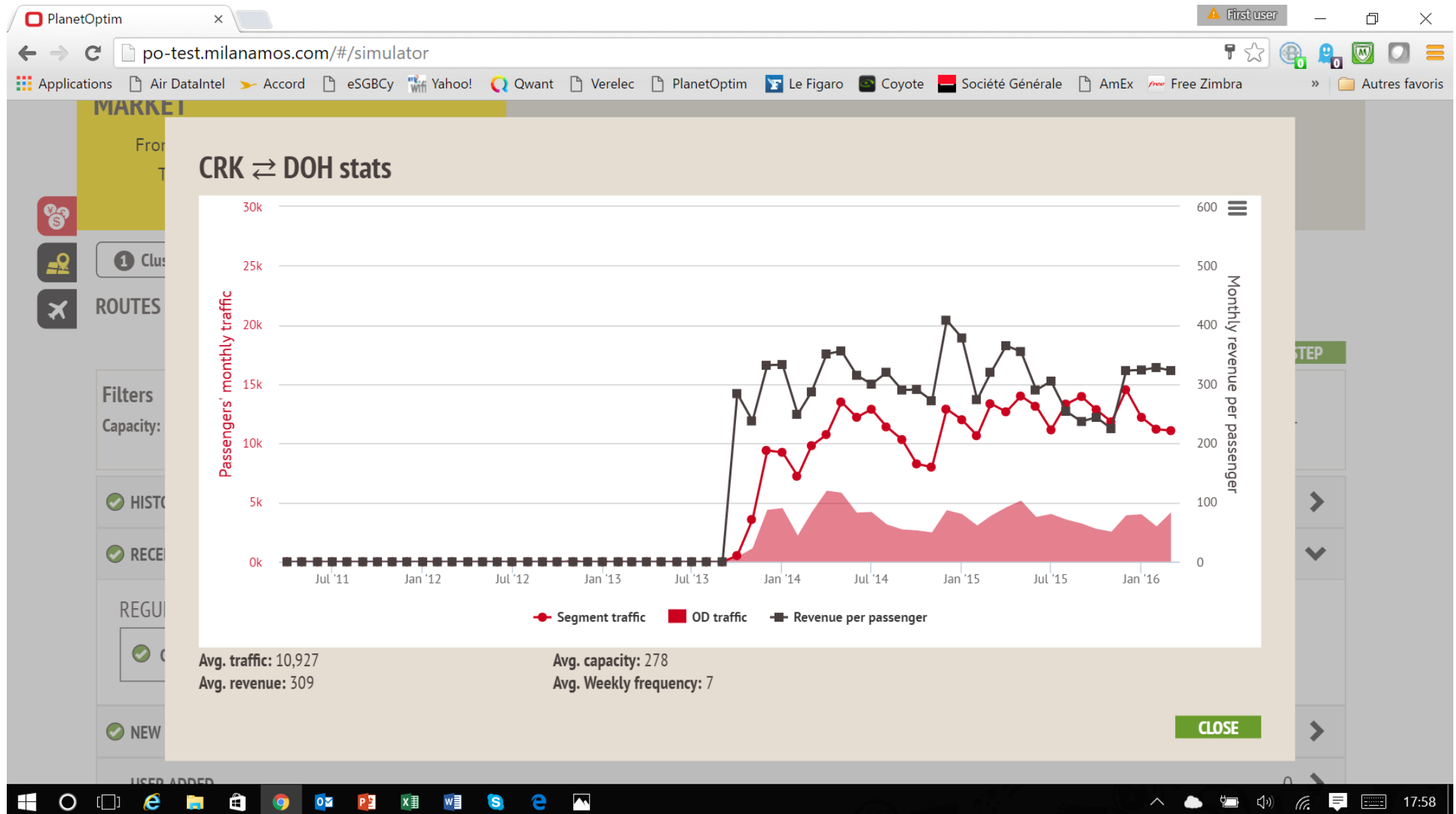
The "ROUTES SELECTION" section features a "NEXT STEP" button and a "Filters" section. The filters include "Capacity" with checkboxes for XS, S, M, L, and XL, and "Weekly Frequency" with a slider ranging from 1 to 7+.

Below the filters is a table of route categories:

<input checked="" type="checkbox"/> HISTORICAL ROUTES	0 / 0	>
<input checked="" type="checkbox"/> RECENT ROUTES	1 / 1	>
<input checked="" type="checkbox"/> NEW ROUTES	0 / 0	>
USER ADDED	0	>
IGNORED (FOR TEST PURPOSE)	1	>

The browser's taskbar at the bottom shows various application icons and the system clock displaying 17:57.

Analyze / Compare / Select Similar Routes



Set Up your Parameter to Finalize Market Potential

PlanetOptim x po-test.milanamos.com/#/simulator

Applications Air DataIntel Accord eSGBCy Yahoo! Qwant Verelec PlanetOptim Le Figaro Coyote Société Générale AmEx Free Zimbra

RESULTS

CUSTOM SETTINGS Categories weights Target Carrier: Hub Carrier Demand: +0% Yield: +0% Price elasticity: 1

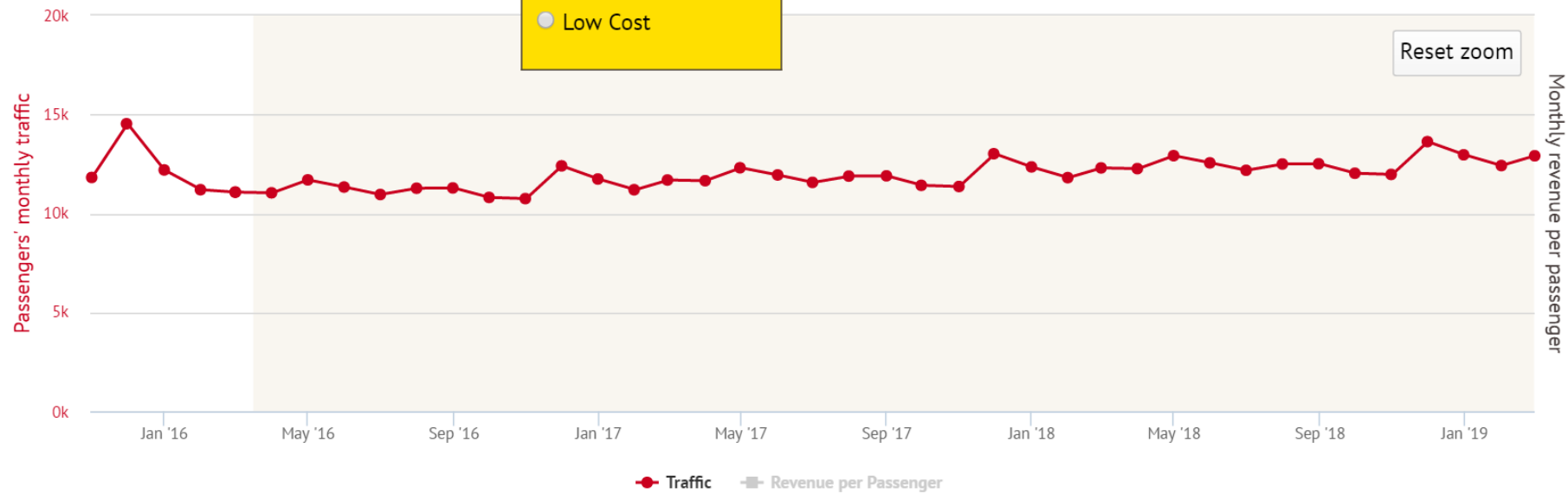


Forecast Sensitivity: Moderate Conservative Dynamic

Target Carrier: Hub Carrier

- Hub Carrier
- Value Based
- Low Cost

Analysis and Controls



RECENT

CPK → DOH

Windows taskbar with icons for Start, Task View, Edge, File Explorer, Mail, PowerPoint, Excel, Word, Teams, and other applications. System tray shows network, volume, and time (18:00).

Opportunities Finder

Benchmark up to 5 airport / airlines

PlanetOptim

po-test.milanamos.com/#/opportunity-finder

Applications Air DataIntel Accord eSGBCy Yahoo! Qwant Verelec PlanetOptim Le Figaro Coyote Société Générale AmEx Free Zimbra Autres favoris

PlanetOptim You have 2 alerts Welcome Christophe! DISCONNECT

ANALYSIS SIMULATOR KPIS HUB ROUTE **OPP FINDER** TRAINING DOCUMENTS SETTINGS SUPPORT

OPPORTUNITY FINDER

Entities

Type*: Airport Airline

Master*: CRK x

Compare to*: BWN x KUL x MNL x
Add a code

Filters

Destinations: Add a code

Airlines: Add a code

Dates

Week*: 2016 23

Compare to: 2015 50

START

FUTURE > MARKET ANALYSIS > SIMULATOR

DOCUMENTS > FILES > JOBS

SETTINGS > CHANGE PASSWORD > CURRENCIES

HELP > USER MANUAL > CREDITS

come back to the basic loader

17:39

Benchmark up to 5 airport / airlines

PlanetOptim x First user

po-test.milanamos.com/#/opportunity-finder

Applications Air DataIntel Accord eSGBCy Yahoo! Qwant Verelec PlanetOptim Le Figaro Coyote Société Générale AmEx Free Zimbra Autres favoris

Destinations count: ● CRK: 8 ◆ BWN: 12 ◆ KUL: 124 ◆ MNL: 89 **STATS**

MAP FILTERS W23-2016 W50-2015 NEW DROP

The map displays a geographical view of Europe and Asia, overlaid with numerous diamond-shaped markers. Each marker is composed of four colored quadrants: black, green, yellow, and red. The markers are distributed across various regions, including the Mediterranean, the Middle East, South Asia, and East Asia. The map includes labels for countries like UKRAINE, ROMANIA, BULGARIA, AZERBAIJAN, UZBEKISTAN, TAJIKISTAN, CHINA, NORTH KOREA, IRAQ, SAUDI ARABIA, LIBYA, CHAD, SUDAN, YEMEN, SOMALIA, KENYA, DEMOCRATIC REPUBLIC OF THE CONGO, ANGOLA, MALAWI, MOZAMBIQUE, NAMIBIA, INDIA, INDONESIA, PHILIPPINES, PAPUA, and AUSTRALIA. It also shows major bodies of water like the Mediterranean Sea, Red Sea, Arabian Sea, Bay of Bengal, Philippine Sea, and Coral Sea. A sidebar on the left contains navigation controls: a red 'S' logo, a plus sign for zoom in, a minus sign for zoom out, a trash icon, and an eye icon. The bottom of the image shows a Windows taskbar with icons for various applications and a system tray with the time 17:40.

Graphical Comparisons, New or Dropped routes

PlanetOptim x First user

po-test.milanamos.com/#/opportunity-finder

Applications Air DataIntel Accord eSGBCy Yahoo! Qwant Verelec PlanetOptim Le Figaro Coyote Société Générale AmEx Free Zimbra Autres favoris

Destinations count: ● CRK: 6 ◆ BWN: 13 ◆ KUL: 125 ◆ MNL: 89

MAP FILTERS

W23-2016 W50-2015 NEW DROP

SG Singapore

Metric	CRK	BWN	KUL	MNL
Capacity	Low	Low	High	High
Frequency	Low	Low	High	High
Avg. Capacity	Low	Low	High	High
Traffic	Low	Low	High	High
Revenue	Low	Low	High	High
Avg. Revenue	Low	Low	High	High
Airlines Count	Low	Low	High	High
Days Count	Low	Low	High	High

With detailed Table view and Chart reports

PlanetOptim x First user

po-test.milanamos.com/#/opportunity-finder

Applications Air DataIntel Accord eSGBCy Yahoo! Qwant Verelec PlanetOptim Le Figaro Coyote Société Générale AmEx Free Zimbra Autres favoris

Dates

Comp

Destina

ASIA MIDDLE-EAST EUROPE OCEANIA AFRICA NORTH-AMERICA


Regions distribution

Destinations data

	CRK	BWN	KUL	MNL
+ AFRICA			3 / 264 / 9	1 / 236 / 4
- ASIA	6 / 179 / 49	9 / 148 / 69	101 / 184 / 2981	60 / 177 / 2272
+ BD			1 / 188 / 51	
+ CN		1 / 144 / 3	20 / 210 / 195	6 / 159 / 100
- HK	1 / 173 / 10	1 / 144 / 7	1 / 220 / 84	1 / 247 / 118
HKG	(SJ, KA) - 173 / 10	(BI) - 144 / 7	(AK, OD, MH, CX) - 220 / 84	(SI, PR, CX) - 247 / 118
+ ID		3 / 144 / 16	16 / 180 / 434	2 / 164 / 16
+ IN			12 / 180 / 179	
+ JP			4 / 304 / 49	5 / 224 / 124

Windows taskbar: 17:42

Hub Analysis



Perform any detailed airport analysis

The screenshot shows the PlanetOptim web application interface. The browser address bar displays `po-test.milanamos.com/#/hub-analyser`. The page header includes the PlanetOptim logo, a user greeting "Welcome Christophe!", and a "DISCONNECT" button. The main navigation menu contains: ANALYSIS, SIMULATOR, KPIS, HUB (active), ROUTE, OPP FINDER, TRAINING, DOCUMENTS, SETTINGS, and SUPPORT.

The HUB ANALYZER sidebar is expanded, showing the following fields:

- Airport: CRK x
- From (filter): Add a code
- To (filter): Add a code
- Airlines: Add a code (with "Open a picker" button)
- Week: 2016 23 (with calendar icon)

A calendar picker is open, showing the month of June 2016. The selected date is the 23rd.

#	M	T	W	T	F	S	S
22	30	31	1	2	3	4	5
23	6	7	8	9	10	11	12
24	13	14	15	16	17	18	19
25	20	21	22	23	24	25	26
26	27	28	29	30	1	2	3
27	4	5	6	7	8	9	10

The bottom of the page features a navigation menu with categories: FUTURE, DO, GS, and HELP. The FUTURE category includes: MARKET ANALYSIS, SIMULATOR, KPIS, HUB ANALYSER, ROUTE, and OPPORTUNITY FINDER. The DO category includes: FI, JOBS, LOOKUP, and ALERTS' RESULTS. The GS category includes: PASSWORD, CURRENCIES, MY REGIONS, MY ALERTS, MY COLORS, and ADMIN. The HELP category includes: USER MANUAL, CREDITS, CONTACT US, and SUPPORT.

The MILANAMOS logo is located in the bottom right corner.

Select Arrival & Departure by Directions/Distance/Capacity/Day of Ops

PlanetOptim x po-test.milanamos.com/#/hub-analyser

Applications Air DataIntel Accord eSGBCy Yahoo! Qwant Verelec PlanetOptim Le Figaro Coyote Société Générale AmEx Free Zimbra

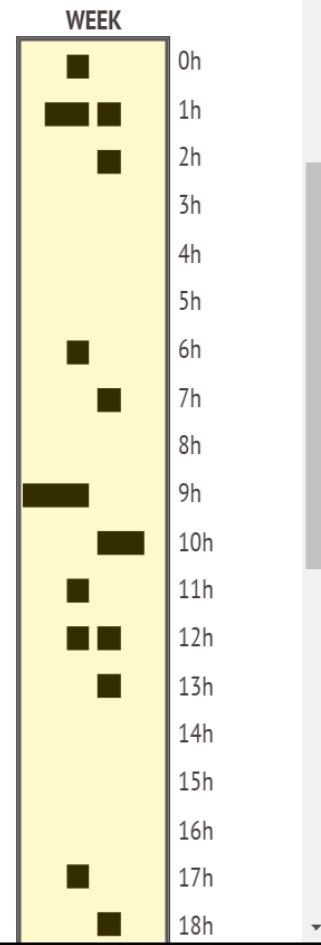
START

-
-
-
-
-
-
-
-
-
-
-
-

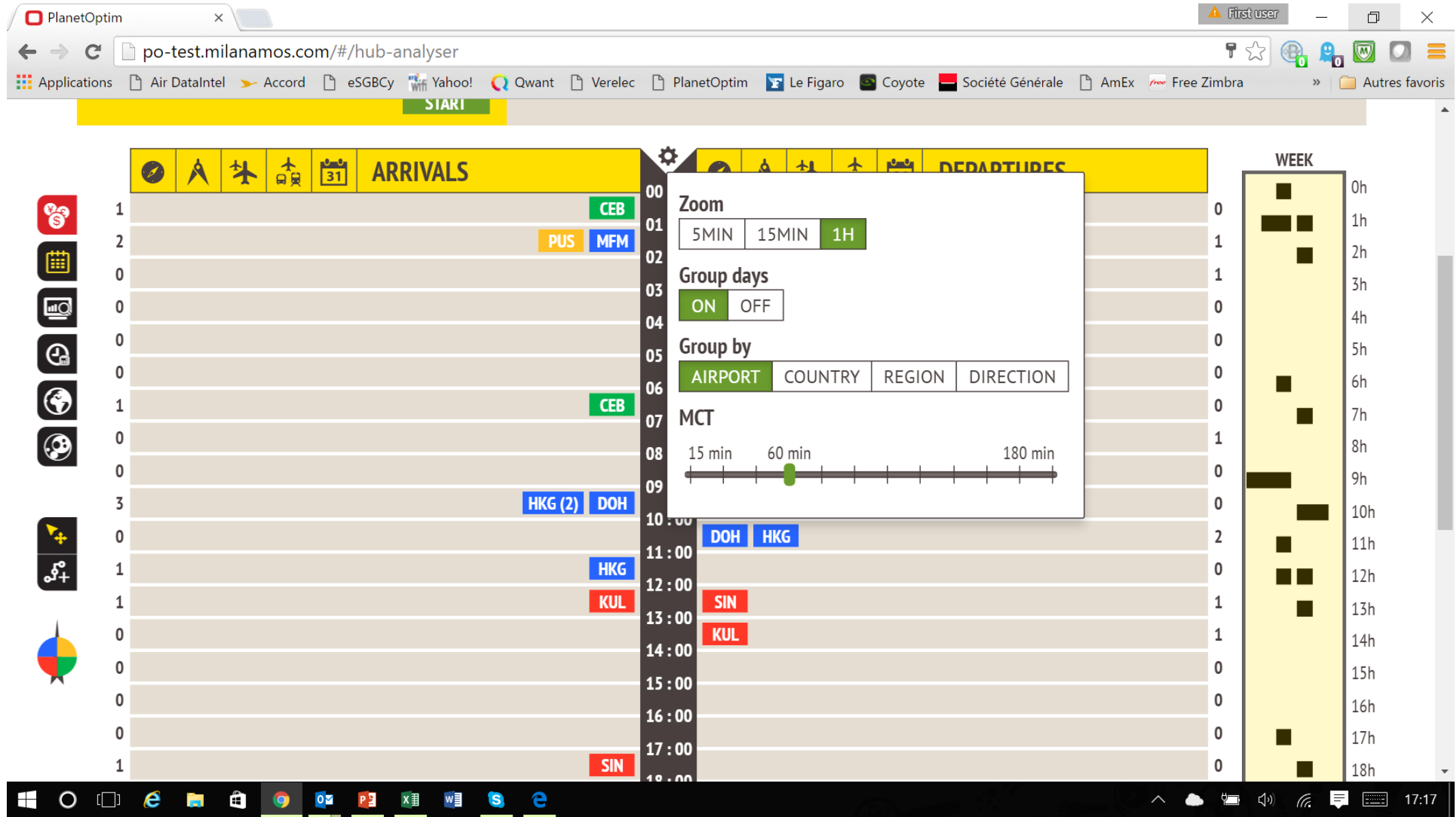
	ARRIVALS	DEPARTURES
00:00	CEB	
01:00	PUS MFM	ICN
02:00		PUS
03:00		
04:00		
05:00		
06:00	CEB	
07:00		HKG
08:00		
09:00	HKG (2) DOH	
10:00		DOH HKG
11:00	HKG	
12:00	KUL	SIN
13:00		KUL
14:00		
15:00		
16:00		
17:00	SIN	
18:00		

Directions

- North-West
- North-East
- South-East
- South-West



Multiple Layers of Informations



Display the Specific Schedule

PlanetOptim | po-test.milanamos.com/#/hub-analyser

Applications | Air DataIntel | Accord | eSGBCy | Yahoo! | Qwant | Verelec | PlanetOptim | Le Figaro | Coyote | Société Générale | AmEx | Free Zimbra | Autres favoris

ARRIVALS

Time	Origin	Airline
01:00	CEB	CEB
02:00	MFM	MFM
02:00	ICN	ICN
03:00	PUS	PUS
06:00	CEB	CEB
07:00	HKG	HKG
09:00	DOH	DOH
10:00	DOH	DOH
11:00	HKG	HKG
12:00	KUL	KUL
13:00	SIN	SIN
14:00	KUL	KUL
17:00	SIN	SIN
18:00	SIN	SIN
19:00	SIN	SIN
20:00	CEB	CEB
20:00	SIN	SIN
21:00	DOH	DOH
21:00	CEB	CEB
21:00	MFM	MFM
22:00	ICN	ICN
23:00	ICN	ICN
00:00	ICN	ICN

DEPARTURES

Time	Destination	Airline
01:00	ICN	ICN
02:00	PUS	PUS
07:00	HKG	HKG
10:00	DOH	DOH
11:00	HKG	HKG
12:00	SIN	SIN
13:00	KUL	KUL
17:00	SIN	SIN
18:00	SIN	SIN
20:00	DOH	DOH
21:00	CEB	CEB
21:00	MFM	MFM
22:00	ICN	ICN
23:00	ICN	ICN
00:00	ICN	ICN

WEEK

CRK → HKG

Click to enable zoom

Leaflet | © OpenStreetMap contributors, © CartoDB

Flights for CRK → HKG (1058km)

Flight Number: KA-376

Days	Time	OP Airline	MK Airlines	Duration	Equipment	Capacity
M T W T F S S	10:50	KA	CX KA	02h05	AIRBUS A320-200	158

Other slots for this route

... and opportunity for Connections!

PlanetOptim | po-test.milanamos.com/#/hub-analyser

Applications | Air DataIntel | Accord | eSGBCy | Yahoo! | Qwant | Verelec | PlanetOptim | Le Figaro | Coyote | Société Générale | AmEx | Free Zimbra | Autres favoris

ARRIVALS | DEPARTURES

Time	Arrivals	Departures
00:00	CEB	
01:00		ICN
02:00	PHS MFM	PHS
03:00		
04:00		
05:00		
06:00	CEB	
07:00		HKG
08:00		
09:00	HKG (2) DOH	
10:00		DOH HKG
11:00	HKG	
12:00	KUL	SIN
13:00		KUL
14:00		
15:00		
16:00		
17:00	SIN	
18:00		SIN
19:00	CEB	
20:00	SIN	DXB
21:00		CEB MFM
22:00	ICN	
23:00	ICN	ICN
00:00		

WEEK

CONNECT +

Arrival at 17:00

From MCT to: MCT + 45 min | MCT + 90 min | **MCT + 180 min**

Airlines: 2

Others | LOWCOST NETWORK

Destinations: 3

SE | NW | M | XL

Frequencies: 3

Capacity Ratios

Capacity: 734

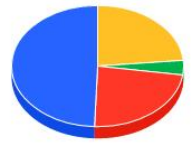
The screenshot displays the PlanetOptim interface. On the left, there's a vertical toolbar with various icons. The main area is split into 'ARRIVALS' and 'DEPARTURES' sections, showing a 24-hour flight schedule with aircraft codes like CEB, PHX, MFM, ICN, and SIN. A 'WEEK' column shows a heatmap of flight activity. On the right, the 'CONNECT +' window is open, showing an arrival at 17:00. It features three pie charts: 'Airlines: 2' (split between Others and LOWCOST NETWORK), 'Destinations: 3' (split between SE and NW), and 'Capacity Ratios' (split between M and XL). A 'Capacity: 734' label is also present. The bottom of the screen shows the Windows taskbar with various application icons and the system clock at 17:20.

The most complete airport report !

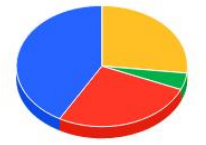
PlanetOptim x po-test.milanamos.com/#/hub-analyser

Applications Air DataIntel Accord eSGBCy Yahoo! Qwant Verelec PlanetOptim Le Figaro Coyote Société Générale AmEx Free Zimbra Autres favoris

Total Capacity: 13,948



Total Frequencies: 67



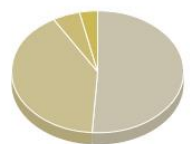
Top 10 by capacity

- DXB: 2,618
- ICN: 2,520
- SIN: 2,520
- DOH: 1,820
- HKG: 1,734
- PUS: 756
- MFM: 720
- KUL: 720
- CEB: 540

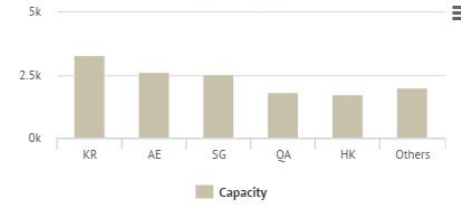
Top 10 by frequencies

- ICN: 14
- SIN: 14
- HKG: 10
- DOH: 7
- DXB: 7
- MFM: 4
- KUL: 4
- PUS: 4
- CEB: 3

Airlines Clusters Capacity



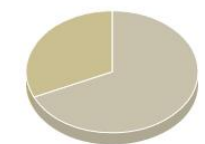
Country Capacity



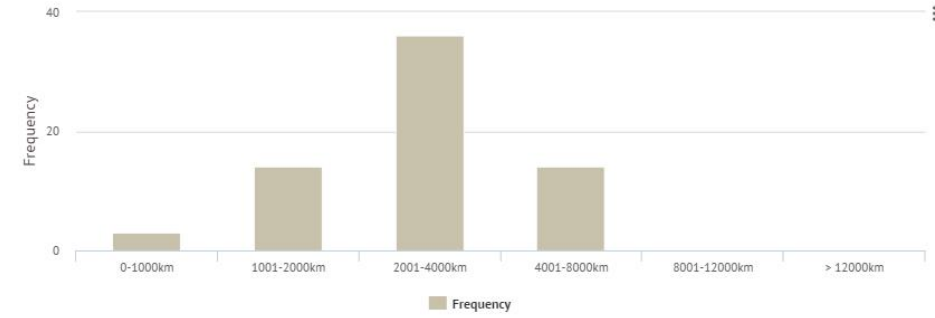
Country Avg Capacity



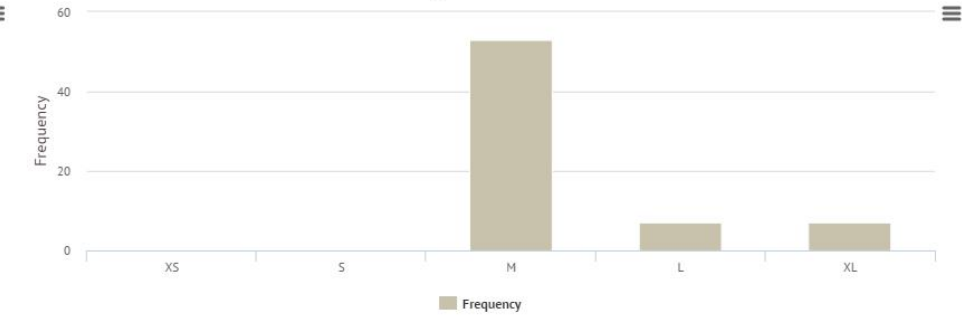
Region Capacity



Distance distribution



Capacities distribution



Time distribution (Group by distances)

Average capacity

Average frequency

With a customized Map view

PlanetOptim

po-test.milanamos.com/#/hub-analyser

Applications Air DataIntel Accord eSGBCy Yahoo! Qwant Verelec PlanetOptim Le Figaro Coyote Société Générale AmEx Free Zimbra

Autres favoris

CUSTOM SETTINGS

Group by

- Auto
- Airport
- Country
- Region

Sizing

Colors

Click to enable zoom

Leaflet | © OpenStreetMap contributors, © CartoDB

17:22

... and interactive graphical reports!

The screenshot shows a web browser window with the address bar displaying `po-test.milanamos.com/#/hub-analyser`. The page title is "Clark Field (CRK)". The main content is a bubble chart where the size of each bubble represents a country's contribution to the total. The bubbles are labeled with country codes: HK, MO, PH, MY, SG, and KR. To the right of the chart is a summary box for "ASIA" with the following data:

Region	Capacity	Airports
ASIA	9,510	7

The browser's taskbar at the bottom shows various application icons, and the system tray on the right indicates the time as 17:23.

Find the Best Time for connections


PlanetOptim x First user






po-test.milanamos.com/#/hub-analyser

Applications Air DataIntel Accord eSGBCy Yahoo! Qwant Verelec PlanetOptim Le Figaro Coyote Société Générale AmEx Free Zimbra Autres favoris
























Weight 1 Weight 2 Weight 3

Parameters

 Drop a parameter here to prioritize it


-  Direction
-  Distance
-  Frequency
-  Airline Cluster
-  Time Slot

Top 10 Slots

1	 09:00	 2	1.6
	 10:45		DETAILS
2	 09:15	 2	1.6
	 10:45		DETAILS
3	 09:15	 2	1.6
	 11:00		DETAILS
4	 09:30	 2	1.6
	 10:45		DETAILS
5	 09:30	 2	1.6
	 11:00		DETAILS
6	 09:30	 2	1.6
	 11:15		DETAILS
7	 18:45	 1	1
	 20:00		DETAILS
8	 08:45	 1	1

Windows taskbar: 17:24

Routes



Worldwide Schedule at your fingertip!

PlanetOptim x po-test.milanamos.com/#/route

Applications Air DataIntel Accord eSGBCy Yahoo! Qwant Verelec PlanetOptim Le Figaro Coyote Société Générale AmEx Free Zimbra >> Autres favoris

Capacity share Frequency share Fleet distribution Capacity distribution

Origin	Destination	Airline	Days of Operation	Distance	Capacity	Frequency	Capa/Freq				
SIN	CRK	5J	MTWTFSS	2384	1260	7	180				
SIN	CRK	TR	MTWTFSS	2384	1260	7	180				
	Flight Number	Operating	Codeshares	Days of Operation	Departure Time	Arrival Time	Duration	Equipment	Capacity	Frequency	Capa/Freq
	TR-2702	TR		MTWTFSS	14:00	17:40	03h40	AIRBUS A320-200	1260	7	180
CRK	SIN	TR	MTWTFSS	2384	1260	7	180				
CRK	SIN	5J	MTWTFSS	2384	1260	7	180				

Track all schedule Changes over a Period

PlanetOptim | po-test.milanos.com/#/route

START

	5J	TR
	M T W T F S S	M T W T F S S
W2016-5		
W2016-6		
W2016-7		
W2016-8		
W2016-9		
W2016-10		
W2016-11		
W2016-12		1
W2016-13		1
W2016-14		
W2016-15		
W2016-16		
W2016-17		
W2016-18		
W2016-19		
W2016-20		
W2016-21		
W2016-22		

Changed flights

TR-2703 M T W T F S S

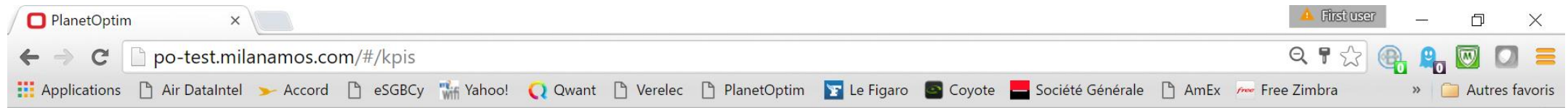
Changed - 18:20
Capacity: 124 -> 180
Departure: 19:35 -> 18:20
Duration: 03h35 -> 03h45

FUTURE > MARKET ANALYSIS | DOCUMENTS > FILES | SETTINGS > CHANGE PASSWORD | HELP > USER MANUAL

17:28

Key Performance Indicators

Evaluate any airline / airport performance YoY



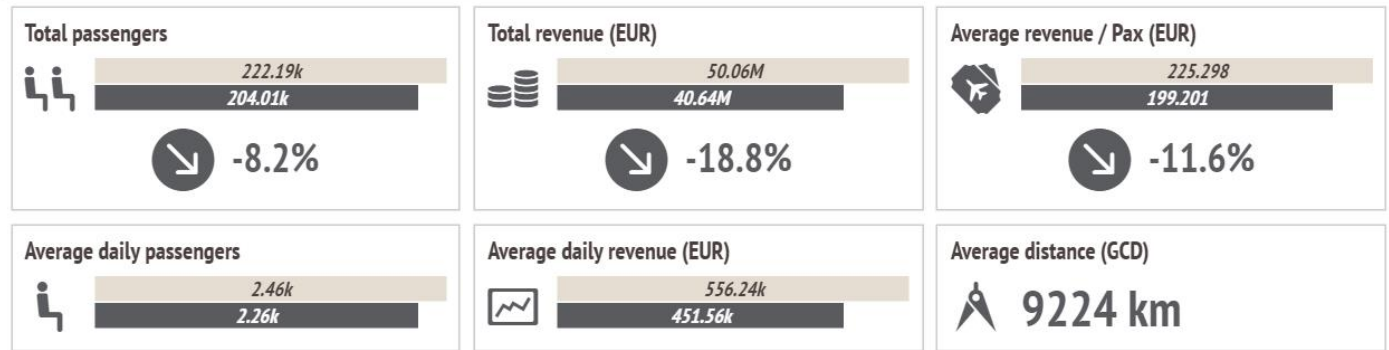
KPIS REPORT FROM CRK TO WORLD **Jan 2015 to Mar 2015** vs. **Jan 2016 to Mar 2016**

[DOWNLOAD AS PDF](#)

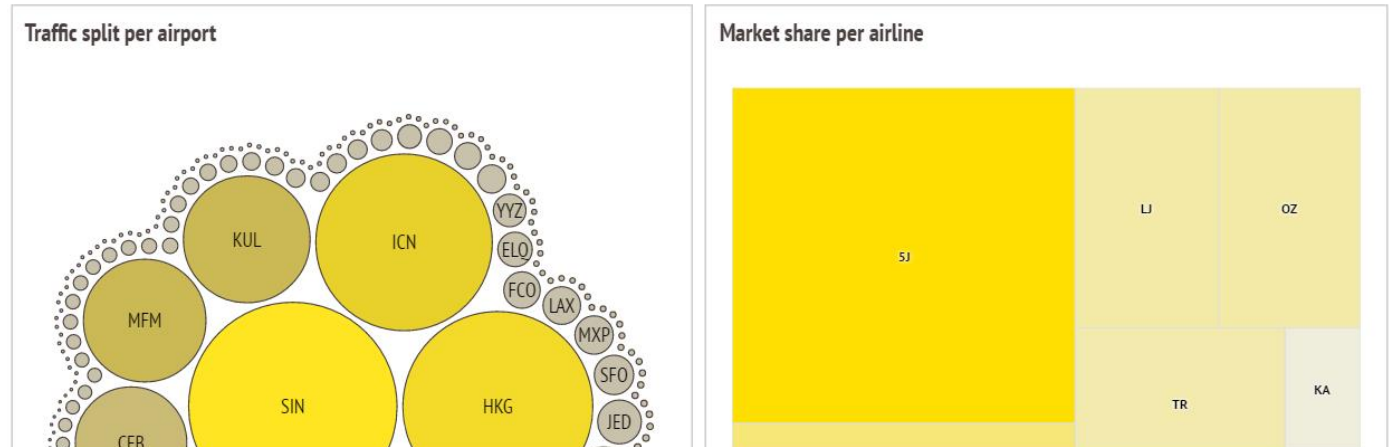
Data: O&D Both ways



O&D MARKET OUTLOOK



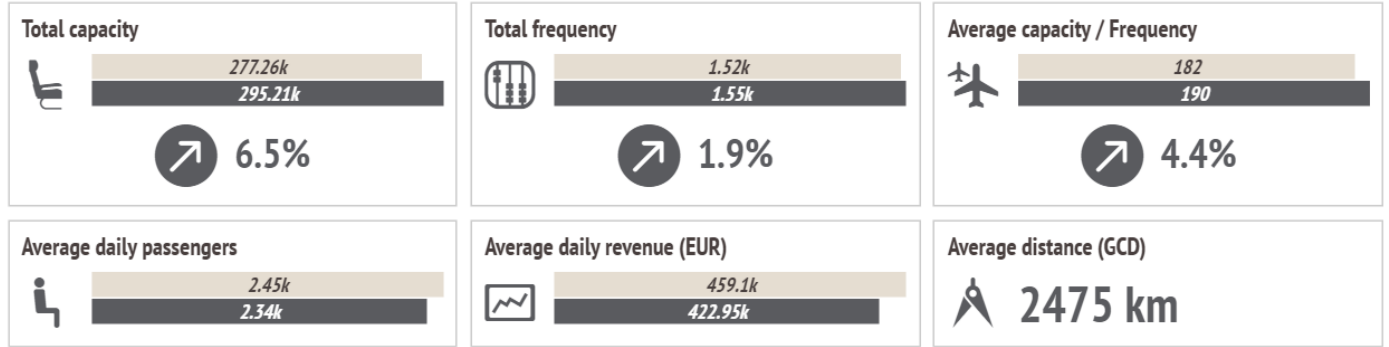
KEY MARKET OVERVIEW



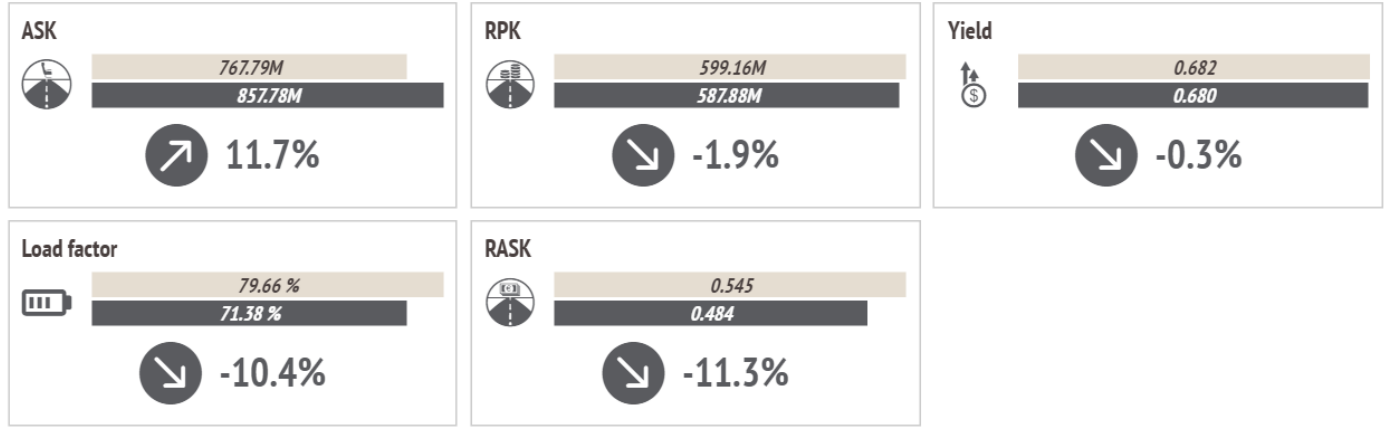
Evaluate any airline / airport performance YoY

PlanetOptim x po-test.milanamos.com/#/kpis

Applications Air DataIntel Accord eSGBCy Yahoo! Qwant Verelec PlanetOptim Le Figaro Coyote Société Générale AmEx Free Zimbra



PERFORMANCE INDICATORS



KEY MARKET OVERVIEW



And Many Other Features

Today...

and Tomorrow!

